

# Holidays Homework

CLASS - LKG

DAV PUBLIC SCHOOL,  
SECTOR -6, B.S.CITY



# VCLASS A LKG

## Holidays Homework Kit

1. Your summer holidays have begun, so have ~~lots~~ lots of fun and engage yourself in fruitful activities.
2. Try to converse in English with your family and friends.
3. Make frequent use words "Thankyou", "Sorry" and "Please".
4. Playing in the open is essential for your physical growth. Play atleast for one hour in a nearby park.
5. Regulate your toilet habits.
6. Do not watch T.V. for more than 2 hours a day, watch programmes like discovery channel. National Geographic but do not miss cartoon Network.

Be a good and gentle child, its  
very important to develop good habits.

Wake up early in the morning.

1) Brush your teeth.

2) Exercise in fresh air.

3) Take bath.

4) Study with concentration.

5) Eat good food and chew it well. Drink lots of milk and water.

6) Wash hands before and after eating.

7) Wear neat clothes and keep your hair and nails clean.

8) Be practical and helpful.

9) Do your work in time.

10) Be honest and gentle. Never use harsh words.

11) Be happy and keep your friends happy.

12) Keep your mind clean.

13) Pray regularly.

14) Love, respect and obey your parents, teachers and elders.

**G.K. / CONV. :** Stick pictures of any five fruits, five vegetables  
and five flowers in your scrap book.

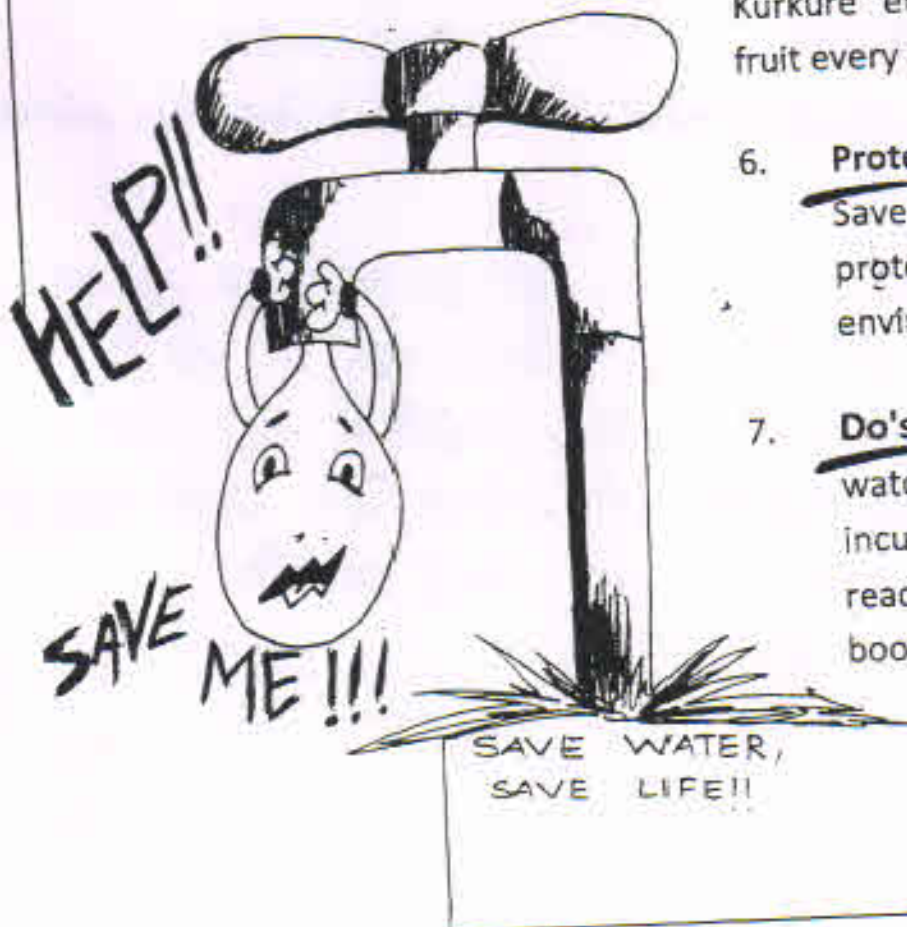
Draw pictures of fruits in red colour and in green colour.

**CRAFT :** Tear small pieces of paper and stick it on square  
rectangle, triangle and circle and make a collage  
work.

1. Uniform: Your uniform represents your school. So your uniform should be neat and tidy.
2. Personal Cleanliness: Keep yourself clean. Make use of napkins and handkerchiefs. Carry a sanitizer or paper soap along with you. To avoid mosquito bite apply mosquito repellent.
3. Books and Note Books: - Your books should be covered and labelled properly, change the covers when required.
4. Common Etiquettes: - Make a habit of wishing your teachers and elders. Say GOOD MORNING, THANK YOU, SORRY AND PLEASE whenever required.
5. Junk Food: Say no to junk food (Maggie, Chowmin, Chips, Kurkure etc). Eat atleast one fruit every day.

6. Protect Environment: - Save water, electricity and protect your environment.

7. Do's and Dont's: - Do not watch excess of TV and inculcate the habit of reading books and make books your friend.



## LEARN THE FOLLOWING SENTENCES :-

- A - An apple is a red fruit.  
B - Books are big and heavy.  
C - Cow gives us milk.  
D - Dog is a pet animal.  
E - An elephant trumpets.  
F - Frog jumps very high.  
G - Grapes are sour.  
H - Honey is sweet.  
I - I love to have ice-cream.  
J - Jack is a joker.  
K - Kite is colourful.  
L - Leena is a little girl.  
M - Monkey jumps from one tree to another.
- N - Nut is a dry fruit.  
O - An orange is a juicy fruit.  
P - Peacock is a National bird.  
Q - Quilts are soft and warm.  
R - Ribbons are red.  
S - Sheep gives us wool.  
T - Table has four legs.  
U - Utensils are in the kitchen.  
V - Violin is a musical instrument.  
W - Water is colourless.  
X - X-mas tree is beautiful.  
Y - Yo-Yo is a toy.  
Z - Zebra is a horse like animal.

## हिन्दी

- अ - अनार एक फल है।  
आ - आम फलों का राजा है।  
इ - इमली खट्टी-मीठी है।  
ई - ईख का रस मीठा होता है।  
उ - उल्लु दिन में सोता है।  
ऊ - ऊन भेड़ से मिलता है।  
ऋ - ऋषि तपस्या करते हैं।
- ए - एकतारा बोले तुन-तुन-तुन।  
ऐ - ऐनक दादी माँ की हैं।  
औ - औखली में कूटो धान।  
औं - औरत बैठी खाती पान।  
अं - अंगूर खड़े हैं।  
अः - -----

Colour the butterfly  
and paste-petal  
in the flower:



Colour the picture and enjoy.



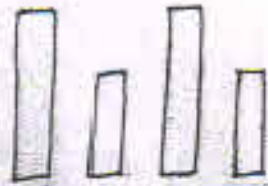
7

Colour the picture and spread  
the message:-






Complete the pattern :-



चित्र में रंग भरें तथा देखकर लिखें।

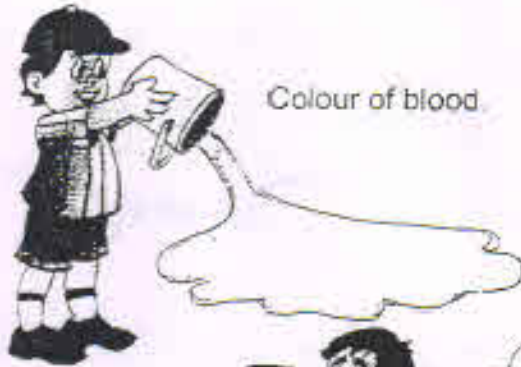
अ



अ अ अ अ

# ACTIVITY TIME

Colour the following as directed below :




Date .....

Remark

Teacher's Sign.

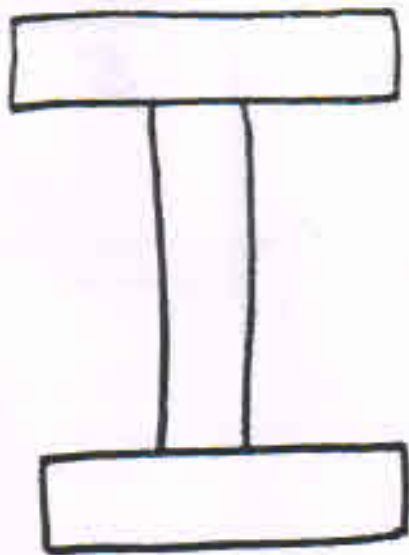
चित्र में रंग भरे तथा देखकर लिखें।

आ



आ आ आ आ

Colour and write



I I I I I

A series of horizontal lines for handwriting practice, including a top blue line, a middle green line, and a bottom red line. The first line contains five uppercase 'I's for tracing. The remaining lines are blank for independent practice.

B

Write like this.



1

2

3

4

5



6

7

8

9

10

